

Nuair, Western Industrial Estate, Caerphilly, CF83 1NA, United Kingdom. email:info@nuaire.co.uk

UK Commercial enquiries T:029 2085 8200 UK Residential enquiries T:029 2085 8500 International enquiries T:+44.29 2085 8497

Whilst the information given on this data sheet is fan specific, it is in summary and reference to the product selection catalogue and installation & maintenance documents is recommended.  
This data sheet produced on 30 Sep 2021 10:17 using software version 5.1.4105.0

## Project Details

Location: ECO2B CURVE 1

## Technical Data

### MRXBOX-ECO - Wall Mounted Multi Room Xbox

Fan Code: **MRXBOXAB-ECO2B**  
Installation Manual Links: 671795

Required duty: 60 l/s at 278 Pa  
Actual duty: 61 l/s at 292 Pa  
Actual at required flow: 60 l/s at 301 Pa

#### When speed controlled to required duty (97.97%):

**Motor Input Power: 0.146 kW**  
**Specific Fan Power: 2.4 W/(l/s)**  
Velocity at required duty: 4.89 m/s

#### At full speed:

Motor Input Power: 0.156 kW  
Specific Fan Power: 2.5 W/(l/s)  
Maximum Fan Speed: 3,300 RPM  
Electrical Supply: 230V, 1 Phase, 50 Hz  
Motor current (flc): 1.2 A

Max. operating temp: 50°C  
Weight: 20 kg

Starting currents are nominal.

## Sound Data

Acoustic performance to ISO 13347 and AMCA 300.

Noise calculated speed controlled to required duty (97.97%)

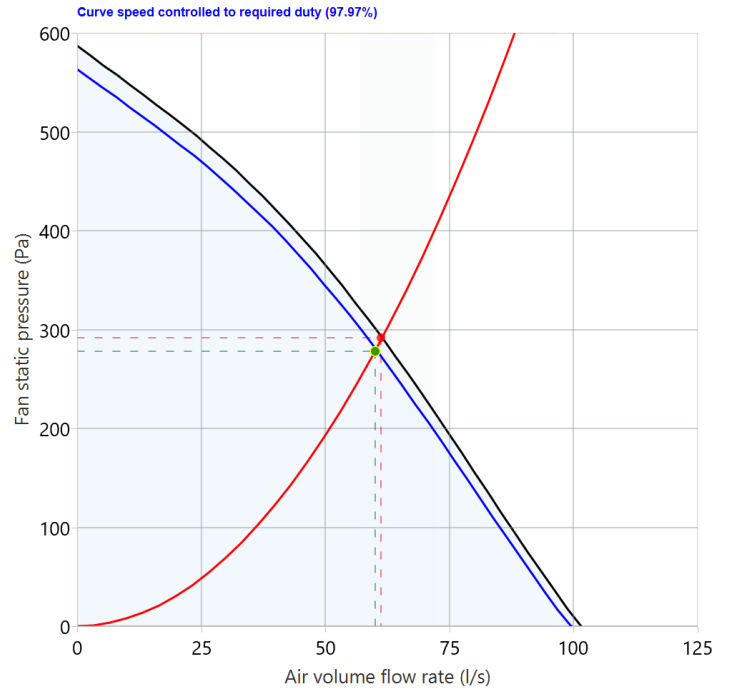
Sound Power Levels re 1 pWatts (Hz):

Hz	63	125	250	500	1k	2k	4k	8k	dBA
Breakout	60	62	60	63	53	50	38	30	44
Open Inlet (Intake & Extract)	48	53	62	60	52	48	36	30	
Open Outlet (Supply & Exhaust)	60	68	72	73	69	68	59	50	

dBA is hemi-spherical at 3 metres. For spherical deduct 3 dBA.

Please note that the noise data stated on this data sheet for the unit and/or silencer is tested in accordance with UK, European and International industry laboratory standards. However onsite conditions may vary and we would recommend that this information is verified by an acoustic specialist in order to ensure its suitability for the intended application.

## Performance Chart



## Additional Notes

### Specification

The unit shall be fully insulated providing excellent thermal and acoustic characteristics and shall be complete with a multi plate counter flow high efficiency heat exchanger block, with a thermal efficiency of up to 95%. The heat exchanger shall be protected by filters on fresh air inlet and system extract. The heat exchanger and filters shall be accessible via the front access panel, enabling quick and easy maintenance.

The unit shall have low energy, high efficiency EC fan/motor assemblies with sealed for life bearings, the impellers shall be backward curved centrifugal type. The motors shall be suitable for an ambient temperature of 40°C.

The unit shall be supplied complete with a condensate drip tray and 21.5mm drain connection.

The unit shall be suitable for 125mm circular ducting.

The breakout noise level and power requirements shall be as detailed by the unit manufacturer and in accordance with the ventilation equipment schedule.

The unit shall be offered with a five year warranty. The product warranty applies to the UK mainland and in accordance with Clause 14 of our Conditions of Sale. Customers purchasing from outside of the UK should contact Nuair International Sales office for further details.

Nuaire, Western Industrial Estate, Caerphilly, CF83 1NA, United Kingdom. email:info@nuaire.co.uk

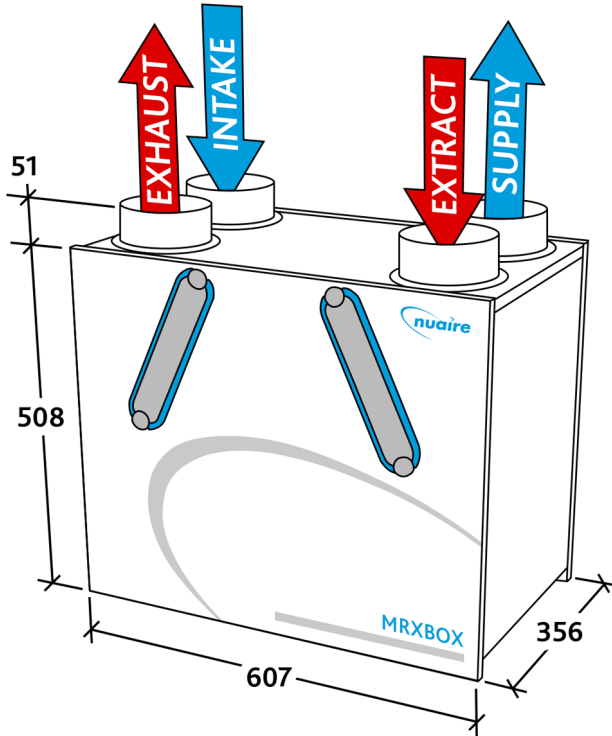
UK Commercial enquiries T:029 2085 8200 UK Residential enquiries T:029 2085 8500 International enquiries T:+44.29 2085 8497

Whilst the information given on this data sheet is fan specific, it is in summary and reference to the product selection catalogue and installation & maintenance documents is recommended.

This data sheet produced on 30 Sep 2021 10:17 using software version 5.1.4105.0

## Fan Dimensions

SPIGOT CONFIGURATION SHOWN IS VALID FOR THE STANDARD HANDED UNIT ONLY. OPPOSITE HANDED UNIT IS ALSO AVAILABLE UPON REQUEST.



Length: Width: Height:  
356 607 507

Spigot size: 125

Duct size: 125

Drawing is for dimensional purposes only. Dimensions in mm.

## SAP Appendix Q Test Results

Application	Specific Fan Power (W/l/s)	Heat Exchange Efficiency %
Kitchen + 1 wet room	0.55	90%
Kitchen + 2 wet rooms	0.65	89%
Kitchen + 3 wet rooms	0.8	87%
Kitchen + 4 wet rooms	1.01	86%
Kitchen + 5 wet rooms	1.26	86%

Nuair, Western Industrial Estate, Caerphilly, CF83 1NA, United Kingdom. email:info@nuaire.co.uk

UK Commercial enquiries T:029 2085 8200 UK Residential enquiries T:029 2085 8500 International enquiries T:+44.29 2085 8497

Whilst the information given on this data sheet is fan specific, it is in summary and reference to the product selection catalogue and installation & maintenance documents is recommended.  
This data sheet produced on 30 Sep 2021 10:17 using software version 5.1.4105.0

## Project Details

Location: ECO2B CURVE 2

## Technical Data

### MRXBOX-ECO - Wall Mounted Multi Room Xbox

Fan Code: **MRXBOXAB-ECO2B**  
Installation Manual Links: 671795

Required duty: 45 l/s at 160 Pa  
Actual duty: 61 l/s at 291 Pa  
Actual at required flow: 45 l/s at 394 Pa

#### When speed controlled to required duty (73.95%):

**Motor Input Power: 0.063 kW**  
**Specific Fan Power: 1.4 W/(l/s)**  
Velocity at required duty: 3.667 m/s

#### At full speed:

Motor Input Power: 0.156 kW  
Specific Fan Power: 2.6 W/(l/s)  
Maximum Fan Speed: 3,300 RPM  
Electrical Supply: 230V, 1 Phase, 50 Hz  
Motor current (flc): 1.2 A

Max. operating temp: 50°C  
Weight: 20 kg

Starting currents are nominal.

## Sound Data

Acoustic performance to ISO 13347 and AMCA 300.

Noise calculated speed controlled to required duty (73.95%)

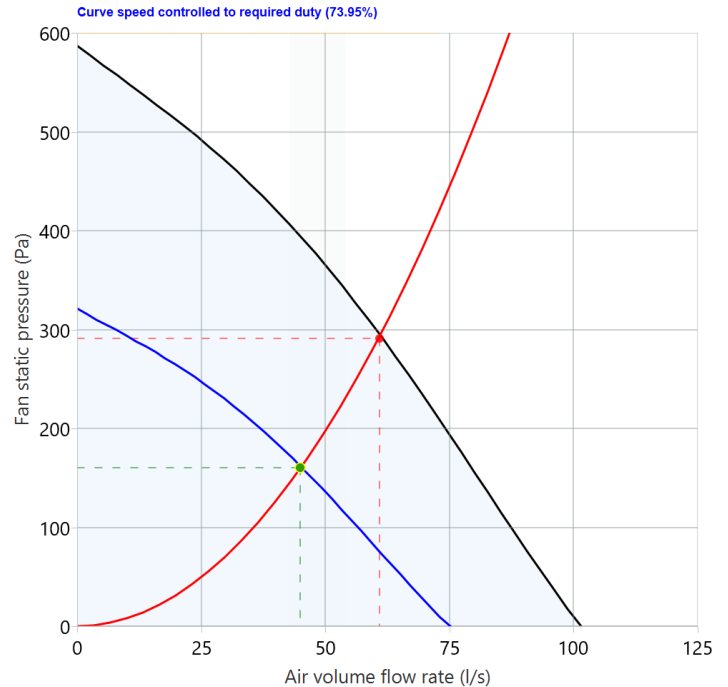
Sound Power Levels re 1 pWatts (Hz):

Hz	63	125	250	500	1k	2k	4k	8k	dBA
Breakout	55	58	55	55	47	43	30	20	37
Open Inlet (Intake & Extract)	44	47	59	54	47	43	29	22	
Open Outlet (Supply & Exhaust)	55	63	64	68	64	62	52	43	

dBA is hemi-spherical at 3 metres. For spherical deduct 3 dBA.

Please note that the noise data stated on this data sheet for the unit and/or silencer is tested in accordance with UK, European and International industry laboratory standards. However onsite conditions may vary and we would recommend that this information is verified by an acoustic specialist in order to ensure its suitability for the intended application.

## Performance Chart



## Additional Notes

### Specification

The unit shall be fully insulated providing excellent thermal and acoustic characteristics and shall be complete with a multi plate counter flow high efficiency heat exchanger block, with a thermal efficiency of up to 95%. The heat exchanger shall be protected by filters on fresh air inlet and system extract. The heat exchanger and filters shall be accessible via the front access panel, enabling quick and easy maintenance.

The unit shall have low energy, high efficiency EC fan/motor assemblies with sealed for life bearings, the impellers shall be backward curved centrifugal type. The motors shall be suitable for an ambient temperature of 40°C.

The unit shall be supplied complete with a condensate drip tray and 21.5mm drain connection.

The unit shall be suitable for 125mm circular ducting.

The breakout noise level and power requirements shall be as detailed by the unit manufacturer and in accordance with the ventilation equipment schedule.

The unit shall be offered with a five year warranty. The product warranty applies to the UK mainland and in accordance with Clause 14 of our Conditions of Sale. Customers purchasing from outside of the UK should contact Nuair International Sales office for further details.

Nuaire, Western Industrial Estate, Caerphilly, CF83 1NA, United Kingdom. email:info@nuaire.co.uk

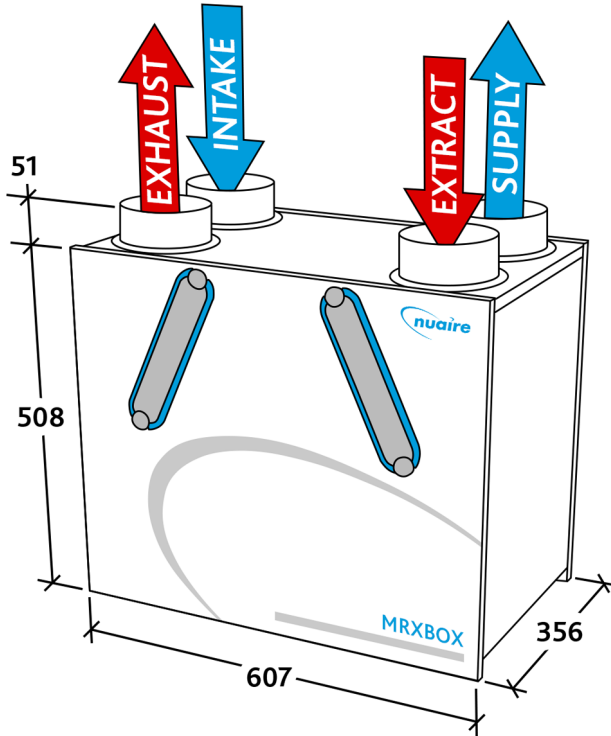
UK Commercial enquiries T:029 2085 8200 UK Residential enquiries T:029 2085 8500 International enquiries T:+44.29 2085 8497

Whilst the information given on this data sheet is fan specific, it is in summary and reference to the product selection catalogue and installation & maintenance documents is recommended.

This data sheet produced on 30 Sep 2021 10:17 using software version 5.1.4105.0

## Fan Dimensions

SPIGOT CONFIGURATION SHOWN IS VALID FOR THE STANDARD HANDED UNIT ONLY. OPPOSITE HANDED UNIT IS ALSO AVAILABLE UPON REQUEST.



Length: Width: Height:  
356 607 507

Spigot size: 125

Duct size: 125

Drawing is for dimensional purposes only. Dimensions in mm.

## SAP Appendix Q Test Results

Application	Specific Fan Power (W/l/s)	Heat Exchange Efficiency %
Kitchen + 1 wet room	0.55	90%
Kitchen + 2 wet rooms	0.65	89%
Kitchen + 3 wet rooms	0.8	87%
Kitchen + 4 wet rooms	1.01	86%
Kitchen + 5 wet rooms	1.26	86%

Nuair, Western Industrial Estate, Caerphilly, CF83 1NA, United Kingdom. email:info@nuaire.co.uk

UK Commercial enquiries T:029 2085 8200 UK Residential enquiries T:029 2085 8500 International enquiries T:+44.29 2085 8497

Whilst the information given on this data sheet is fan specific, it is in summary and reference to the product selection catalogue and installation & maintenance documents is recommended.  
This data sheet produced on 30 Sep 2021 10:17 using software version 5.1.4105.0

## Project Details

Location: ECO2B CURVE 3

## Technical Data

### MRXBOX-ECO - Wall Mounted Multi Room Xbox

Fan Code: **MRXBOXAB-ECO2B**  
Installation Manual Links: 671795

Required duty: 30 l/s at 70 Pa  
Actual duty: 61 l/s at 294 Pa  
Actual at required flow: 30 l/s at 470 Pa

#### When speed controlled to required duty (48.98%):

Motor Input Power: **0.018 kW**  
Specific Fan Power: **0.6 W/(l/s)**  
Velocity at required duty: 2.445 m/s

#### At full speed:

Motor Input Power: 0.156 kW  
Specific Fan Power: 2.5 W/(l/s)  
Maximum Fan Speed: 3,300 RPM  
Electrical Supply: 230V, 1 Phase, 50 Hz  
Motor current (flc): 1.2 A

Max. operating temp: 50°C  
Weight: 20 kg

Starting currents are nominal.

## Sound Data

Acoustic performance to ISO 13347 and AMCA 300.

Noise calculated speed controlled to required duty (48.98%)

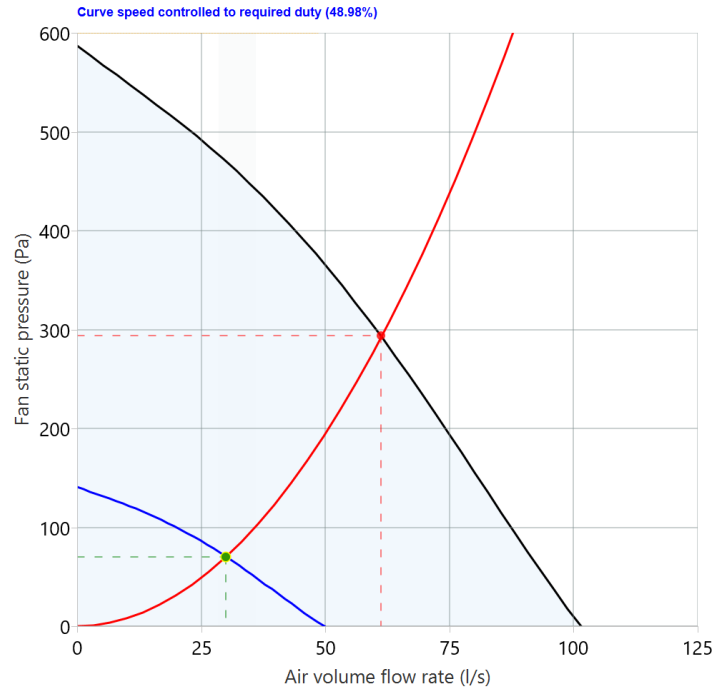
Sound Power Levels re 1 pWatts (Hz):

Hz	63	125	250	500	1k	2k	4k	8k	dBA
Breakout	43	48	46	46	37	32	17	<16	27
Open Inlet (Intake & Extract)	40	39	50	44	37	31	16	<16	
Open Outlet (Supply & Exhaust)	48	54	55	58	53	50	39	27	

dBA is hemi-spherical at 3 metres. For spherical deduct 3 dBA.

Please note that the noise data stated on this data sheet for the unit and/or silencer is tested in accordance with UK, European and International industry laboratory standards. However onsite conditions may vary and we would recommend that this information is verified by an acoustic specialist in order to ensure its suitability for the intended application.

## Performance Chart



## Additional Notes

### Specification

The unit shall be fully insulated providing excellent thermal and acoustic characteristics and shall be complete with a multi plate counter flow high efficiency heat exchanger block, with a thermal efficiency of up to 95%. The heat exchanger shall be protected by filters on fresh air inlet and system extract. The heat exchanger and filters shall be accessible via the front access panel, enabling quick and easy maintenance.

The unit shall have low energy, high efficiency EC fan/motor assemblies with sealed for life bearings, the impellers shall be backward curved centrifugal type. The motors shall be suitable for an ambient temperature of 40°C.

The unit shall be supplied complete with a condensate drip tray and 21.5mm drain connection.

The unit shall be suitable for 125mm circular ducting.

The breakout noise level and power requirements shall be as detailed by the unit manufacturer and in accordance with the ventilation equipment schedule.

The unit shall be offered with a five year warranty. The product warranty applies to the UK mainland and in accordance with Clause 14 of our Conditions of Sale. Customers purchasing from outside of the UK should contact Nuair International Sales office for further details.

Nuaire, Western Industrial Estate, Caerphilly, CF83 1NA, United Kingdom. email:info@nuaire.co.uk

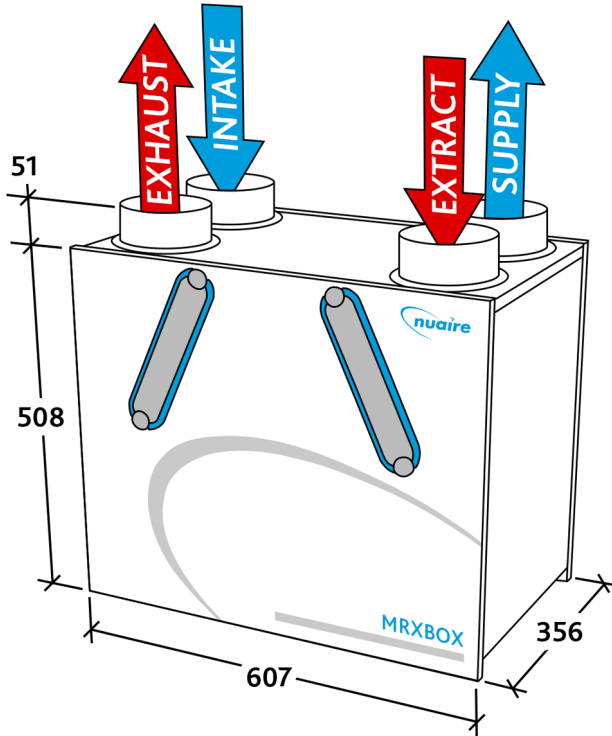
UK Commercial enquiries T:029 2085 8200 UK Residential enquiries T:029 2085 8500 International enquiries T:+44.29 2085 8497

Whilst the information given on this data sheet is fan specific, it is in summary and reference to the product selection catalogue and installation & maintenance documents is recommended.

This data sheet produced on 30 Sep 2021 10:17 using software version 5.1.4105.0

## Fan Dimensions

SPIGOT CONFIGURATION SHOWN IS VALID FOR THE STANDARD HANDED UNIT ONLY. OPPOSITE HANDED UNIT IS ALSO AVAILABLE UPON REQUEST.



Length: Width: Height:  
356 607 507

Spigot size: 125

Duct size: 125

Drawing is for dimensional purposes only. Dimensions in mm.

## SAP Appendix Q Test Results

Application	Specific Fan Power (W/l/s)	Heat Exchange Efficiency %
Kitchen + 1 wet room	0.55	90%
Kitchen + 2 wet rooms	0.65	89%
Kitchen + 3 wet rooms	0.8	87%
Kitchen + 4 wet rooms	1.01	86%
Kitchen + 5 wet rooms	1.26	86%

Nuair, Western Industrial Estate, Caerphilly, CF83 1NA, United Kingdom. email:info@nuaire.co.uk

UK Commercial enquiries T:029 2085 8200 UK Residential enquiries T:029 2085 8500 International enquiries T:+44.29 2085 8497

Whilst the information given on this data sheet is fan specific, it is in summary and reference to the product selection catalogue and installation & maintenance documents is recommended.  
This data sheet produced on 30 Sep 2021 10:17 using software version 5.1.4105.0

## Project Details

Location: ECO2B CURVE 4

## Technical Data

### MRXBOX-ECO - Wall Mounted Multi Room Xbox

Fan Code: **MRXBOXAB-ECO2B**  
Installation Manual Links: 671795

Required duty: 13 l/s at 24 Pa  
Actual duty: 51 l/s at 360 Pa  
Actual at required flow: 13 l/s at 539 Pa

#### When speed controlled to required duty (25.72%):

Motor Input Power: **0.007 kW**  
Specific Fan Power: **0.5 W/(l/s)**  
Velocity at required duty: 1.059 m/s

#### At full speed:

Motor Input Power: 0.155 kW  
Specific Fan Power: 3.1 W/(l/s)  
Maximum Fan Speed: 3,300 RPM  
Electrical Supply: 230V, 1 Phase, 50 Hz  
Motor current (flc): 1.2 A

Max. operating temp: 50°C  
Weight: 20 kg

Starting currents are nominal.

## Sound Data

Acoustic performance to ISO 13347 and AMCA 300.

Noise calculated speed controlled to required duty (25.72%)

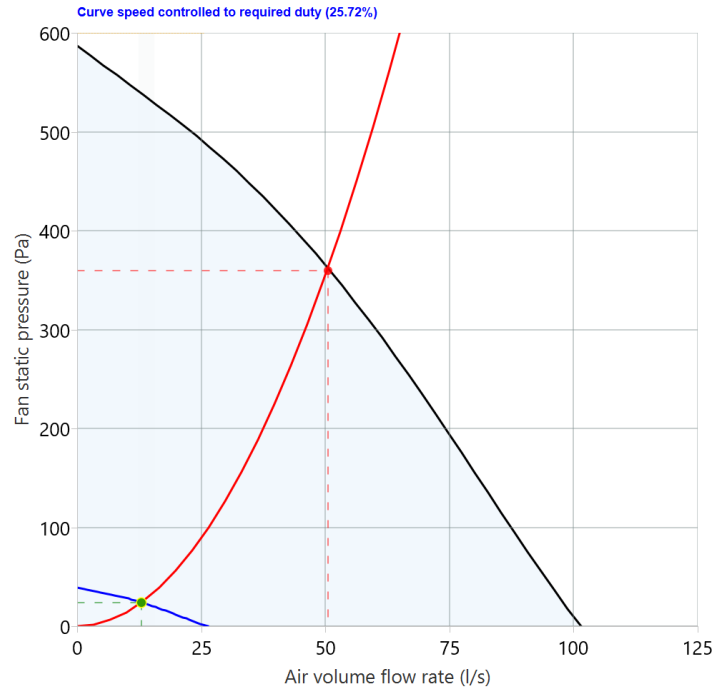
Sound Power Levels re 1 pWatts (Hz):

Hz	63	125	250	500	1k	2k	4k	8k	dBA
Breakout	37	32	26	24	<16	<16	<16	<16	<16
Open Inlet (Intake & Extract)	38	32	29	27	17	<16	<16	<16	
Open Outlet (Supply & Exhaust)	38	34	33	34	26	17	<16	<16	

dBA is hemi-spherical at 3 metres. For spherical deduct 3 dBA.

Please note that the noise data stated on this data sheet for the unit and/or silencer is tested in accordance with UK, European and International industry laboratory standards. However onsite conditions may vary and we would recommend that this information is verified by an acoustic specialist in order to ensure its suitability for the intended application.

## Performance Chart



## Additional Notes

### Specification

The unit shall be fully insulated providing excellent thermal and acoustic characteristics and shall be complete with a multi plate counter flow high efficiency heat exchanger block, with a thermal efficiency of up to 95%. The heat exchanger shall be protected by filters on fresh air inlet and system extract. The heat exchanger and filters shall be accessible via the front access panel, enabling quick and easy maintenance.

The unit shall have low energy, high efficiency EC fan/motor assemblies with sealed for life bearings, the impellers shall be backward curved centrifugal type. The motors shall be suitable for an ambient temperature of 40°C.

The unit shall be supplied complete with a condensate drip tray and 21.5mm drain connection.

The unit shall be suitable for 125mm circular ducting.

The breakout noise level and power requirements shall be as detailed by the unit manufacturer and in accordance with the ventilation equipment schedule.

The unit shall be offered with a five year warranty. The product warranty applies to the UK mainland and in accordance with Clause 14 of our Conditions of Sale. Customers purchasing from outside of the UK should contact Nuair International Sales office for further details.

Nuaire, Western Industrial Estate, Caerphilly, CF83 1NA, United Kingdom. email:info@nuaire.co.uk

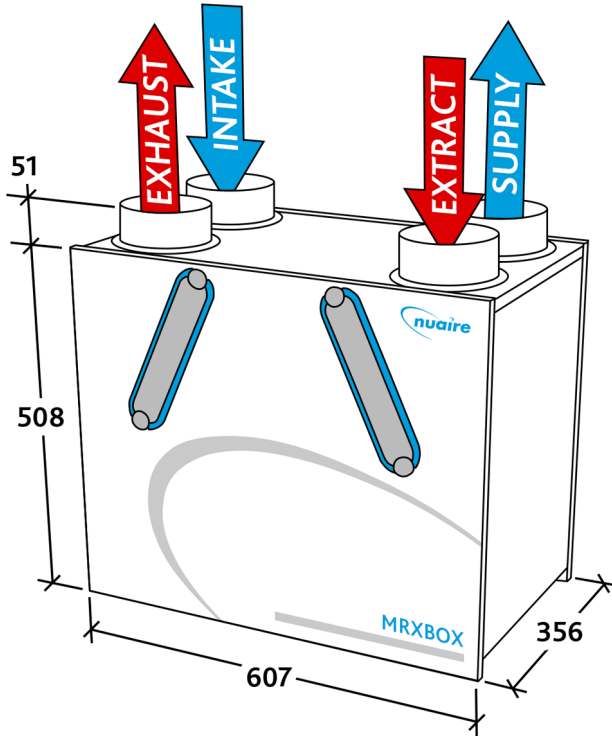
UK Commercial enquiries T:029 2085 8200 UK Residential enquiries T:029 2085 8500 International enquiries T:+44.29 2085 8497

Whilst the information given on this data sheet is fan specific, it is in summary and reference to the product selection catalogue and installation & maintenance documents is recommended.

This data sheet produced on 30 Sep 2021 10:17 using software version 5.1.4105.0

## Fan Dimensions

SPIGOT CONFIGURATION SHOWN IS VALID FOR THE STANDARD HANDED UNIT ONLY. OPPOSITE HANDED UNIT IS ALSO AVAILABLE UPON REQUEST.



Length: Width: Height:  
356 607 507

Spigot size: 125

Duct size: 125

Drawing is for dimensional purposes only. Dimensions in mm.

## SAP Appendix Q Test Results

Application	Specific Fan Power (W/l/s)	Heat Exchange Efficiency %
Kitchen + 1 wet room	0.55	90%
Kitchen + 2 wet rooms	0.65	89%
Kitchen + 3 wet rooms	0.8	87%
Kitchen + 4 wet rooms	1.01	86%
Kitchen + 5 wet rooms	1.26	86%